



SYNA INTERNATIONAL SCHOOL
KATNI (M.P.)

SUMMER



ASSIGNMENTS

CLASS - IV

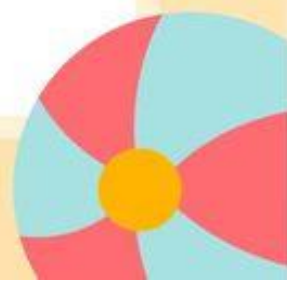
SESSION 2026 - 27



SUNSHINE DAYS AHEAD!




Every summer is like a blank page waiting to be filled with joy, laughter, and wonderful memories. Make the most of each day by doing what brings you happiness. Whether it's exploring new places, playing with friends, or relaxing with your family, let this holiday be full of fun and smiles. Cherish these special moments and hold them close in your heart—they are treasures for a lifetime! **HAPPY HOLIDAYS!**






Dear Parents,

The summer break has arrived—a perfect chance for our young learners to discover, explore, and enjoy beyond their regular routines.




As we all continue to move forward with strength and positivity, let's help our children build habits that are joyful and meaningful. This vacation can be a time of fun and learning if we engage them in small, purposeful tasks.





Encourage them to:

- Read interesting books
- Take part in everyday activities like:
 - Organizing their study space
 - Watering plants
 - Setting the dining table
 - Assisting grandparents or younger siblings



These activities will help nurture a sense of responsibility, independence, and empathy. Spend time reading, laughing, creating, and bonding with your children. You are their biggest inspiration and guide. Wishing you a fun-filled, and meaningful holiday.





ENGLISH

1. Mini Dictionary (Scrap Book Work)

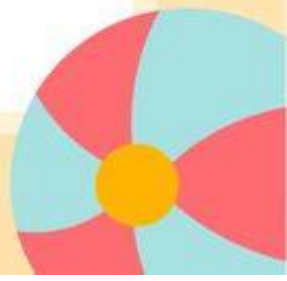
- Find 5 new words daily
- Write their meanings
- Make one sentence for each word on your own.

2. Model Work – Silent Letter Words

- Make a creative model showing words with silent letters (like knock, write, comb)
- Highlight the silent letters clearly.

3. Cursive Writing (Rough Copy)

- Do 15 pages in a four-line notebook
- Maintain neat and clean handwriting.



MATHS

Theme: How many people live on our planet?

The Case Study

Imagine you are an officer at the **United Nations**. Your job is to keep a record of the most crowded countries in the world. You need to create a "Global Fact File" in your scrapbook to show your senior officers.

What You Need to Do

1. **Research:** Find the top 10 most populated countries in the world (e.g., India, China, USA, etc.).
 2. **Visuals:** For each country, **draw its National Flag** or paste a picture of a **famous landmark** (like the Taj Mahal for India or the Great Wall for China).
 3. **The Math Data:** For every country, fill in the "Stat Card" provided below.
-

Example Stat Card (For your Scrapbook)

Copy this format for all 10 countries.

Country Name: INDIA 🇮🇳

Population (Approx): 1,42,86,27,663 (Use a 9-digit or 10-digit figure for Grade 4 practice, or round it to the nearest Lakh/Million as per your comfort).

1. The Comma Challenge (Placement)

- **Indian System:** 1,42,86,27,663
- **International System:** 1,428,627,663

2. The Name Game (Number Names)

- **Indian Name:** One hundred forty-two crore, eighty-six lakh, twenty-seven thousand, six hundred sixty-three.
- **International Name:** One billion, four hundred twenty-eight million, six hundred twenty-seven thousand, six hundred sixty-three.

3. The Expansion Room (Expanded Form)

$$\begin{aligned} & \$1,000,000,000 + 400,000,000 + 20,000,000 + 8,000,000 + \\ & 600,000 + 20,000 + 7,000 + 600 + 60 + 3\$ \end{aligned}$$

📄 Comparison Table (Top 10 Countries)

You can use this table in your scrapbook to organize your findings:

Rank	Country	MAP	Population (Numeric)	INDIAN SYSTEM	INTERNATIONAL SYSTEM
...		


📄 Learning Outcomes

- **Number Systems:** You will master the difference between **Lakhs/Crores** (Indian) and **Millions/Billions** (International).
- **Large Numbers:** You will become comfortable reading and writing numbers beyond 7 digits.
- **General Knowledge:** You will learn which countries are the most populous and where they are located

TOPIC-MY GREEN FRIENDS



Dear parents,

This summer,our learners will prepare a Herbarium File as part of their EVS learning.Kindly guide your child to:

- 
- ❖ Collect and dry 10 -12 different leaves
 - ❖ Help them identify plant names.
 - ❖ Encourage neat and creative work.
 - ❖ Ensure the child completes the work independently as much as possible.

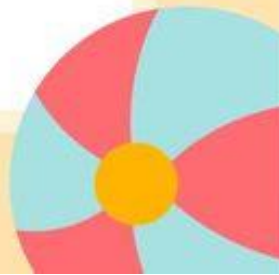
Sample page for student's reference:-

Leaf 1

- 
- 
- ❖ Common name: Neem
 - ❖ Type of Plant: Tree
 - ❖ Where you found: Park/roadside
 - ❖ Uses: Medicinal plant,keeps insects away
 - ❖ Fun Fact: Neem is called a “natural doctor” because it is very useful for health.

Paste dried neem leaf here.

Note-This project could be done on the scrab book or file papers.Marks will be awarded on creativity and originality.





COMPUTER

Topic: Artificial Intelligence (AI) in Daily Life

Materials Required:

Chart paper • Pencil • Eraser • Ruler • Sketch pens/Colours • Glue • Pictures (optional)

Task Instructions: -Create a creative and informative chart on the given topic

Content to be Included:

1. What is AI?

Write 2–3 simple lines:

2. Where Do We See AI?(Use drawings or pictures)

- Face Unlock in mobile
- Video suggestions
- Voice assistants
- Maps & directions

3. AI Tools Around Us

- Voice Assistant
- Chat-based AI tools
- Smart devices

4. Creative Corner (Activity) :- Draw and color:
A robot helping a human

5. Benefits of AI

Important Submission Note:

Prepare your work on chart paper and submit it neatly in a transparent fil

HINDI

प्रिय अभिभावकगण,

कृपया ग्रीष्मकालीन अवकाश में बच्चों से निम्न कार्य करवाएं:

- 2D/3D मॉडल तैयार करें (कोई एक या अधिक):
- विलोम शब्द
- पर्यायवाची शब्द
- कविता आधारित गतिविधि:- चिड़िया और चुरुगुन” कविता में से चिड़िया, घोंसला और अंडे को क्ले (मिट्टी) के माध्यम से बनाएं।
- विराम चिह्न:- विराम चिह्नों के नाम लिखें तथा उनका 2D/3D मॉडल बनाएं।

नोट:- हिन्दी मॉडल बनाने के लिए कुछ वीडियो भी भेजे जाएंगे, जिनकी सहायता से बच्चे आसानी से मॉडल बना सकते हैं।

अधिगम परिणाम:- इस गृहकार्य के माध्यम से छात्र:

विलोम शब्द एवं पर्यायवाची शब्दों की पहचान और सही उपयोग करना सीखेंगे।

मात्राओं, शब्द भंडार एवं भाषा ज्ञान में वृद्धि करेंगे।

संयुक्त अक्षर, संयुक्त व्यंजन एवं विराम चिह्नों की समझ विकसित करेंगे।

रचनात्मकता (Creativity) और कल्पनाशक्ति का विकास करेंगे (मॉडल एवं क्ले कार्य के माध्यम से)।